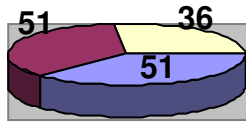


# Head Start Staff


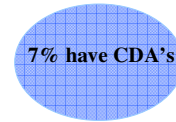
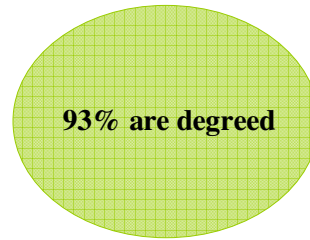
## NUMBER OF PERSONNEL



## Training & Technical Assistance



100% of our Head Start teachers have met the current required Teacher Qualifications Mandate



Personnel include 138 Full Time Employees

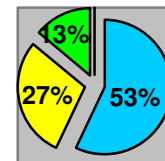

### HEAD START POLICY COUNCIL 2009-2010

- Kiley Wilson, Chairperson**
- Rev. Jesse Powell, Vice-Chair**
- Erma Johnson, Secretary**
- Elizabeth Barrow, Asst. Sect.**
- John Battiste, Board of Directors**
- Annie Fling, Member**
- Sharon Slay, Member**
- Shamica Dollard, Member**
- Louis Morant, Member**
- April Rogers, Member**
- Erskine Bynum, DSS Rep.**

## OUR Families

- ✚ A total of 827 families were served during the 2009-2010 program term.
- ✚ 1,414 persons provided volunteer services this program term. Of these, 852 were current or former Head Start parents.

Education of Parents



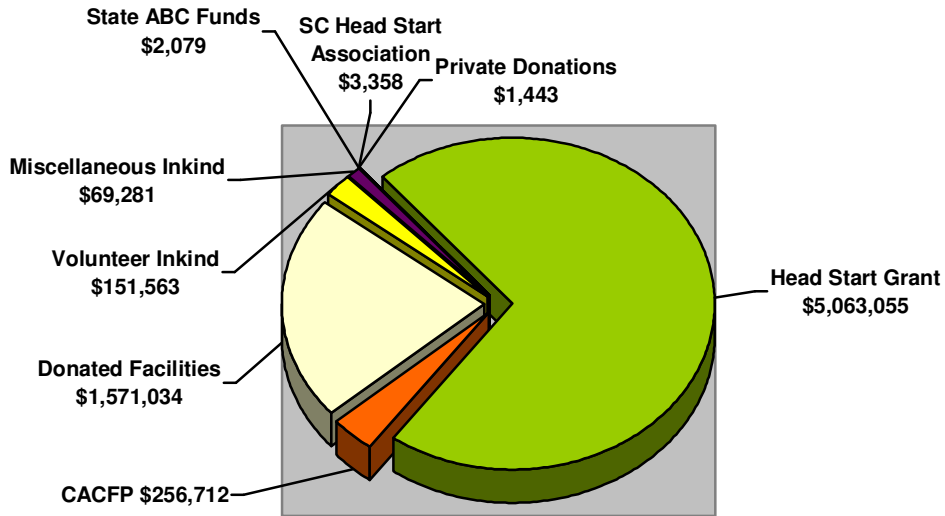
- ✚ 100% of all families were provided at least one family service. 67% set goals and are working toward self-sufficiency.
- ✚ 47% of the families with children from two parent households enrolled in Head Start had at least one parent working. Another 30% had both parents employed.
- ✚ Less than 10% of all families in Head Start had their incomes supplemented by TANF benefits.
- ✚ 56% of the fathers of children in the Head Start Program participated in classroom based services or family services.

### Parent Involvement Opportunities included:

- ❖ *Parent Orientations*
- ❖ *Monthly Parent Meetings*
- ❖ *Parent Trainings (Pre-Service and In-Service)*
- ❖ *Head Start Awareness*
- ❖ *Male Involvement Initiatives*
- ❖ *Classroom volunteer*

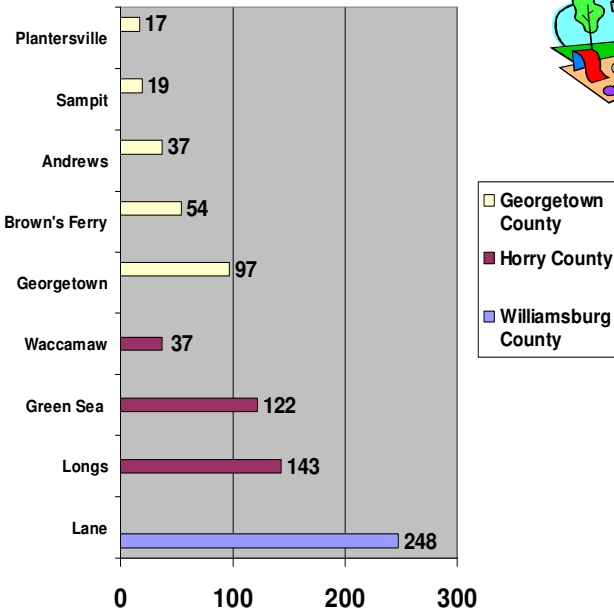


## 2009 Head Start Annual Budget

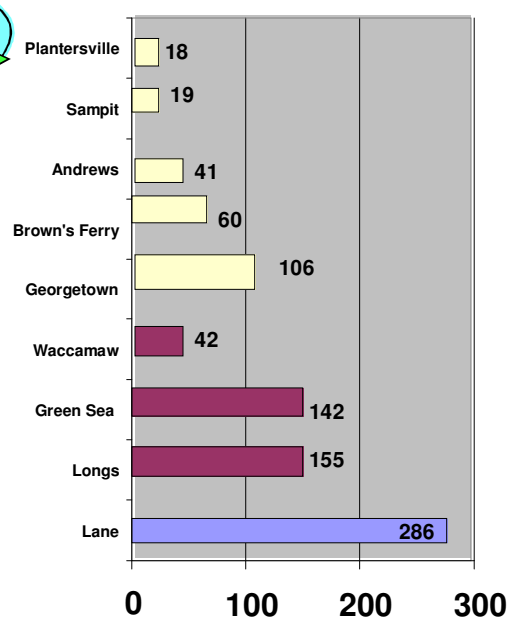


**Total Revenue:** \$ 7,118,525.00  
**Average Cost Per Child:** \$ 6,541.41

### Head Start Funded Enrollment by Centers



### Head Start Actual Enrollment by Centers



Total Funded Enrollment for 2009 was 774.

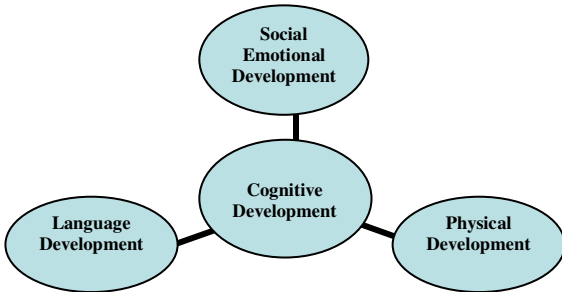
Total Actual Enrollment for 2009 was 870.

**Curriculum**

CreativeCurriculum.Net for Preschool

Average Monthly Enrollment was 100%.  
Average Monthly Attendance was 90%.  
During the 2009-2010 program term.

All children were evaluated in the areas of:



*100% of enrolled children had medical and dental exams at the end of the year.  
100% were linked to a medical and dental home.*

13% of children served had identified disabilities that required special services.

**Outcomes for Head Start Children 2009**

